

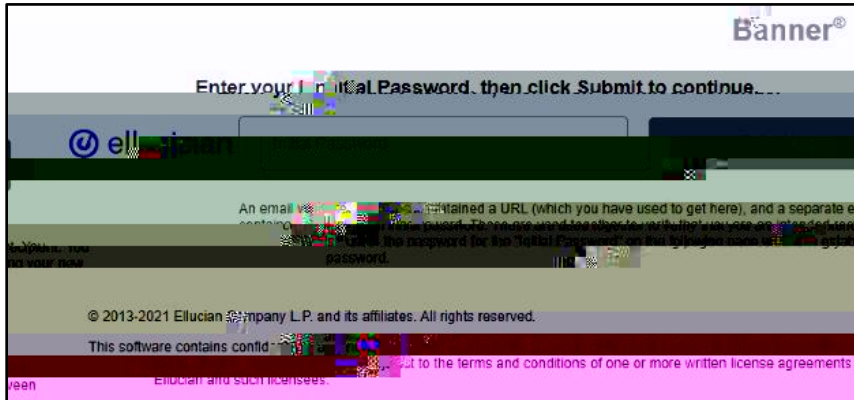


www.shsu.edu
1- 866-BEARKAT

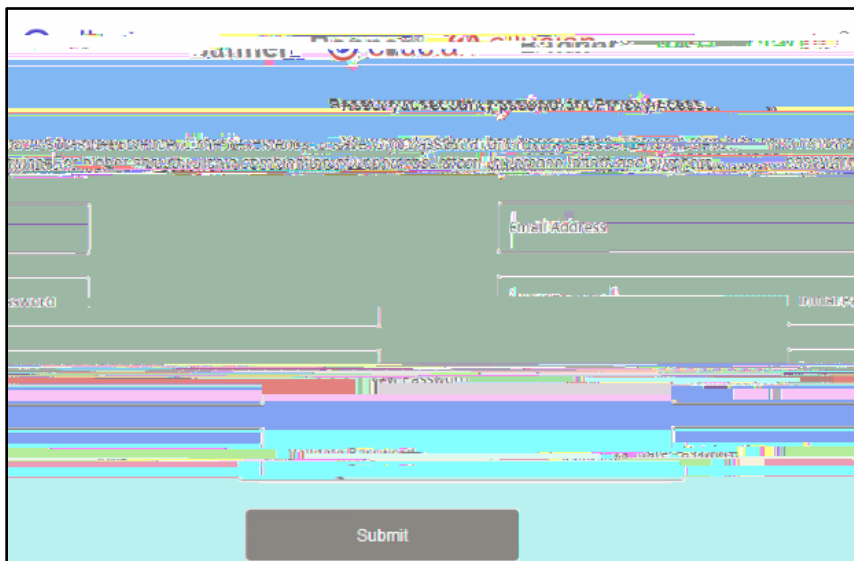
PROXY PORTAL *Ho5g]TEQ7e VERT f 100 127 236e]TEQ7e VERT f*




2. Click the one-time authorization link from the *Confirm New Sam Houston Proxy Identity* email and input code provided in the *Sam Houston Proxy Confirmation Initial Password* email.




3. Input necessary information.






4. Log into the system with your email address and new password.



5. You now have access to the information your student has allowed you to view!




www.shsu.edu
1- 866-BEARKAT



Updating account information:

1. Access proxy link from the *Sam Houston Proxy Relationship Information* email.
 - a. You will be directed to the below log in page. Use your email add ET002029reW1B711.0Tf2554Tm



3. Make changes as necessary and select submit at the bottom of the page.

NOTE: If you update your email address

